

DINGO Bamboo Decking Boards

2022

10a. DINGO Bamboo Decking Boards, oiled, on pricelist in squaremetres

1850 x 178/155/137 x 20 + 137 x 30 mm- grooved – oiled all around –
applicable on both ribbed and plain sides



Ribbed side



Plain side

10b. DINGO Bamboo Decking Boards, oiled, on pricelist in metres

1850 x 137 x 20 mm + 1850 x 155 x 20 mm grooved – oiled –
applicable on both ribbed and plain sides



Ribbed side



Plain side



Installation of 10a and 10b:

Invisible installation with black fasteners and Torx screws of stainless steel

DINGO Bamboo Decking Boards can also be installed with other fixation systems in the market.



DINGO Bamboo Decking Boards

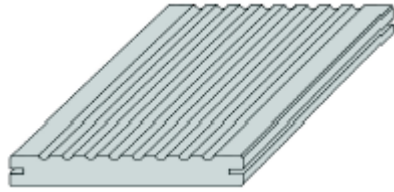
Technical Details

	Grooved, tongue and groove at head sides, oiled all around
Type:	Invisible installation with clips and stainless steel Torx screws (20 clips and 20 screws/m ²)
Surface:	1 side ribbed, 1 side plain applicabe on both sides Oiled: with WOCA Decking Oil
Dimensions:	1850 x 178/155/137 x 20 + 137 x 30 mm
Colour:	Macassar
Type of bamboo:	Phyllostachys Pubescens *
Density:	Abt. 120 g/cm ³ *
Hardness:	(EN1534): 9.5 kg/mm ² *
Elasticity Modulus:	(EN 408): 10737 N/mm ² *
Breaking Strength:	(EN 408): 50.30 N/mm ² *
Effectiveness against mould:	(EN 152): Class 0 *
Durability:	(EN 113/EN 350-1): Class 1 *
Use class:	(EN335): class 4 *
Biological Durability:	(EN 350 / ENV 807): Class 1 (EN 350 / EN 113): Class 1 *
Dimensional stability:	After 24 hours submerging in water at 20 degrees celsius: length.: + 0.1 % - width: + 0.9 % *
Surface dimension:	0,329 / 0,253 / 0,287 m ²
Palette quantities:	144 / 192 / 168 / 128 planks
Delivery time:	Abt. 6 -10 working days (except islands and Saturdays)- Or according to invoice

*information of producer

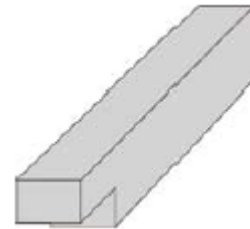
Installation and maintenance informations

DINGO Bamboo Decking Boards



10a. on pricelist in squaremetres
10b. on pricelist in metres

10c. DINGO Bamboo Joists, unfinished



2440 x 70 x 40 mm
 are to be oiled before installation

Continuous endwise installation by jointless connection of fronts, here ribbed side on top:



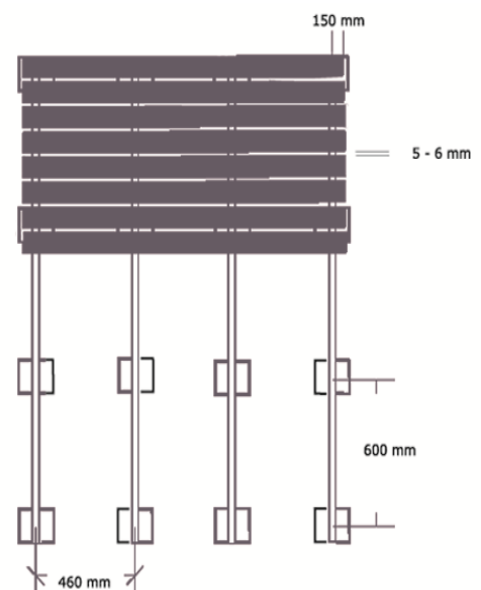
Installation with tongue and groove



Jointless link – with bevel

Informations about the installation on a subconstruction of joists

DINGO Bamboo Decking is installed with the ribbed or plain surface upside. To avoid water logging underneath the decking the ground has to be prepared by putting layers of sand and gravel on top of the sand. The decking must be installed with 2 percent slope to make water drain off the surface. To provide for the necessary ventilation of the decking don't cover it at either side. Leave at least 20 mm distance between the decking and surrounding walls and/or other obstacles. Leave at least **5-6 mm** space between each of all decking boards in longitudinal direction. Their head sides are joined spaceless with tongue and groove. The joists for the subconstruction must be at least 40x70 mm in dimension and of the same shock resistance class as the decking. Place the joists on concrete or stone tiles (slabs) - 40-50 mm thick - leaving max. **460 mm** space between the center points of one joist to the next. The maximum distance between the tiles is **600 mm**. This makes a pattern of 4 slabs supporting 1 joist and 4 joists supporting 1 length of boards. Wether tongue and groove are joined or not, the excess end of the decking planks must not exceed **150 mm** to the center point of the joist.





To prevent any water to penetrate into the head sides and the cut off ends of the decking boards, seal these parts with special wax.

DINGO [Bamboo Decking](#) can be installed either on DINGO Bamboo Joists or on other stable joists that are made of hardwood or treated pine. DINGO Bamboo Joists have the same technical characteristics as does DINGO Bamboo Decking. Their head sides are joined spaceless with screws and special glue applicable for outside use. Joining other kind of joists a distance between their wooden heads of at least 8 mm must be kept for reasons of expansion and shrinkage.

The ideal space of 5-6 mm between the decking planks is generated automatically when installing with the fasteners and the Torx screws (4,5x25 mm) of stainless steel. Mark the spots and pre-drill the wholes for the screws 20 mm away from the edge. Then set the fasteners into the groove of the first piece of decking plank. Fix the fasteners with the screws without fully tightening them. Add the next plank and tighten the screws, don't screw too deep though: that might destroy the fasteners. Please note that the consummation is abt. 20 fasteners and 20 screws per m².

Maintenance informations

Unfinished DINGO Bamboo Decking Boards are to be treated before installation, preferably with a water based oil to achieve a maximum saturation of the impregnation. Ask the oil supplier for the maintenance products and follow the instructions.

Factory oiled DINGO Bamboo Decking has to be impregnated after installation with **WOCA Decking Oil (teak colour)**. DINGO Bamboo Decking must be swept regularly. At least once per year DINGO Bamboo Decking has to be cleaned with **WOCA Decking Cleaner**. Rinse off all soap and dirt with clear water. After the decking had dried completely apply again **WOCA Decking Oil (teak colour)**. Follow the instructions of WOCA. You get all maintenance products and informations on www.wocadenmark.com.

Additional informations

Due to climatic changes, traffic and maintenance variations of colour and in dimension may occur. UV rays of the sun cause greying of the colour. The phenomenon of expansion and shrinkage generated by climatic changes also may cause slight changes in dimension and the appearance of tiny crevices on the surface and the short ends of the decking. These effects are normal for all kinds of timber for outside application and represent no reason for claims. All these tendencies of changes have been minimized by the special production process of DINGO Bamboo Decking. All installation and maintenance information must be followed carefully. These informations have been worked out as precise as possible. Of course they cannot cover all environmental circumstances of every single specific location and/or the skills of the individual. These things may vary from case to case and are therefore out of the reach of the suppliers responsibility. Please do not hesitate to contact us for any question that you may have when you are in doubt.



DINGO Bamboo Decking Boards colour Macassar can become grey due to infavourable installation circumstances and / or insufficient maintenance.